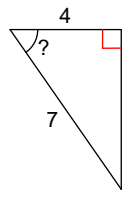


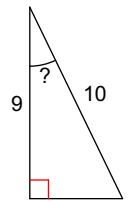
WS 4.3.1

Find the measure of the indicated angle to the nearest degree.

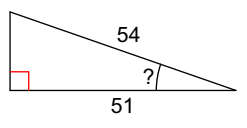
1)



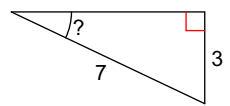
2)



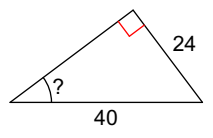
3)



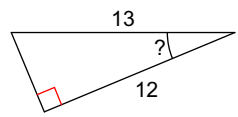
4)



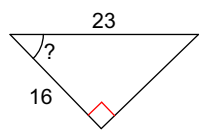
5)



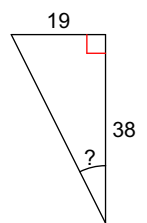
6)



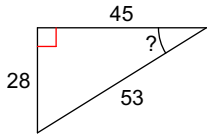
7)



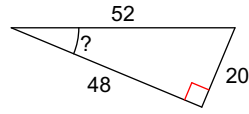
8)



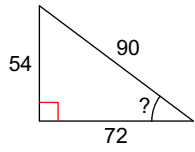
9)



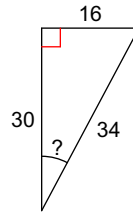
10)



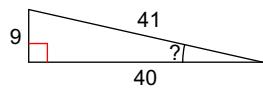
11)



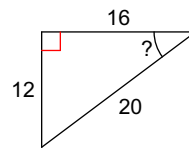
12)



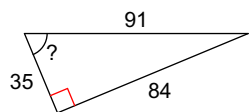
13)



14)



15)



16)

